

EIGHTCAP, Inc. 0-5 HEAD START

2022-23 Annual Report

Program At-a-Glance

EightCAP, Inc. is a Community Action Agency designated to serve the counties of Gratiot, Ionia, Isabella, and Montcalm in the central portion of the lower peninsula of Michigan. EightCAP operates Head Start and Early Head Start programming within the boundaries of these four counties and the Ionia County Intermediate School District (ICISD), Montcalm Area Intermediate School District (MAISD), and the Gratiot-Isabella Regional Education Service District (GIRESD). Additionally, EightCAP offers Early Head Start center-based programming in Clinton County.



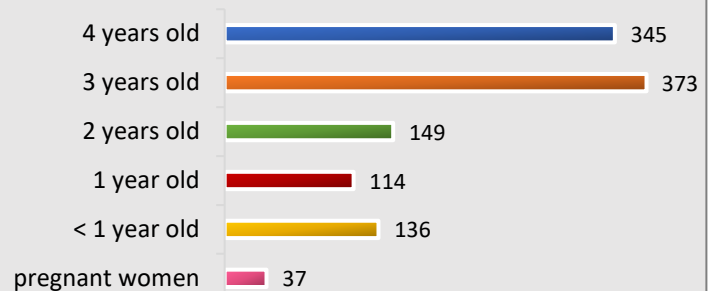
Head Start

- 4 Counties (Gratiot, Ionia, Isabella, Montcalm)
- 17 Sites
- 30 Classrooms (22 full-day, 8 part-day)
- Funded Enrollment: 631
- Average Monthly Enrollment: 97%

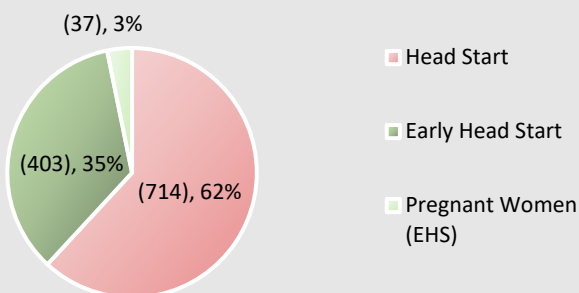
Early Head Start

- 5 Counties (Clinton, Gratiot, Ionia, Isabella, Montcalm)
- 5 Sites
- 5 Full-Day Classrooms
- 19 Home Visitors
- Funded Enrollment: 268
- Average Monthly Enrollment: 96%

Enrollment by Age

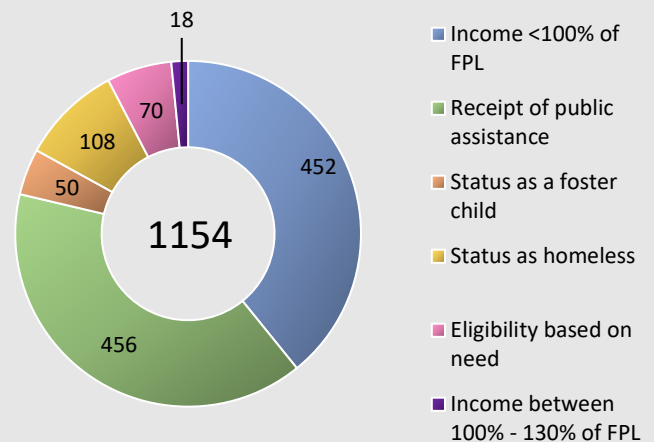


*Enrollment by Program



*Cumulative Enrollment = 1154

Eligibility by Type



EIGHTCAP, Inc. 0-5 HEAD START

2022-23 Annual Report

School Readiness

Head Start views school readiness as children possessing the skills, knowledge, and attitudes necessary for success in school and for later learning and life. Positive early learning environments that include relationships based on trust, encouragement, and appropriate expectations throughout the five central domains: Approaches to Learning; Social and Emotional Development; Language and Literacy; Cognition; and Perceptual, Motor, and Physical Development, are critical elements of school readiness.

EightCAP's school readiness goals are aligned with the Head Start Early Learning Outcomes Framework (HSELOF), the Michigan Early Childhood Standards for Quality Prekindergarten, Creative Curriculum for Preschool, and Creative Curriculum for Infants, Toddlers, and Twos. The following chart illustrates the percentage of Head Start and Early Head Start children that met or exceeded the program's school readiness goals in each of the five central domains in 2022-23.




Central Domains	EightCAP, Inc. School Readiness Goals	Early Head Start	Head Start
Approaches to Learning	Children and families will engage in learning to acquire knowledge, learn new skills and achieve goals.	96%	95%
Social and Emotional Development	Children and families will express, recognize, and manage their own emotions in order to create and sustain positive relationships with others.	95%	93%
Language and Literacy	Children will expand their receptive and expressive language to establish a foundation for reading and writing.	93%	93% (Language)
			85% (Literacy)
Cognition	Children will experiment with the world around them in order to gain complex cognitive abilities, including mathematic strategies and emerging scientific reasoning skills.	92%	83%
Perceptual, Motor, and Physical Development	Children will enhance their well-being by exploring their environment and investigating objects in the world around them.	96%	98%

EIGHTCAP, Inc. 0-5 HEAD START 2022-23 Annual Report

Parent Involvement

The Positive Solutions for Families parenting curriculum utilizes the Pyramid Model for supporting social emotional competence in infants and young children. The curriculum consists of a series of six modules, developed by the Center on the Social Emotional Foundations for Early Learning (CSEFEL), focused on promoting children's social and emotional skills, understanding problem behavior, and using positive approaches to help children learn appropriate behavior.



100% of families reported they have used information from the curriculum.

- *"We have been giving choices that we are okay with and then letting the children choose."*
- *"I try to use words to describe what I think he is feeling when he is upset."*
- *"It has been easier to stop and calm down before reacting to things."*
- *"It's helping us bond with the children. I understand their behavior and realize that they are not acting out to upset me."*
- *"Our relationship is getting closer. They [children] feel more free to speak."*
- One parent reported that they have noticed better moods since using the ideas from the group.



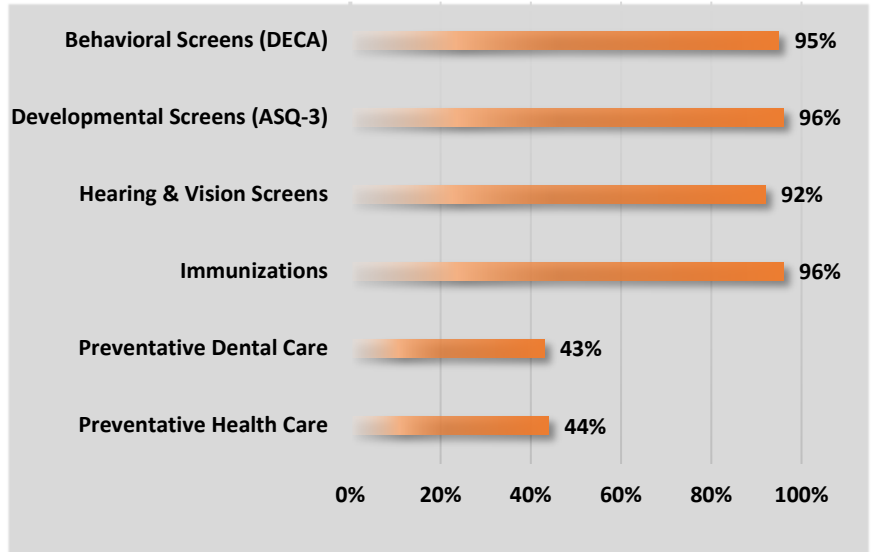
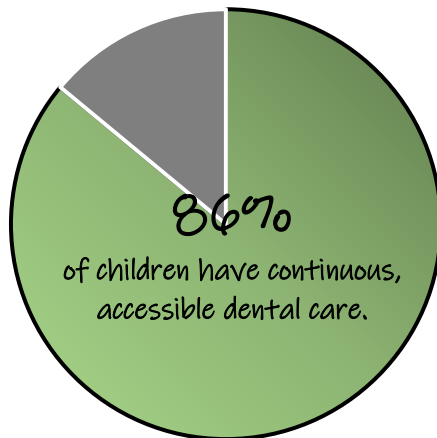
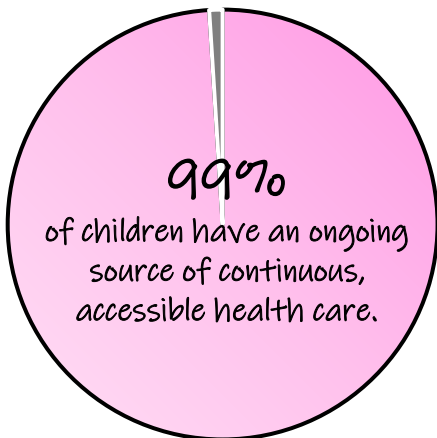
Additional Highlights

- **1,219** volunteers provided valuable services to the 0-5 Head Start program.
- **23** parent events were planned using Family Partnership data including:
 - **12** Parenting Skills Sessions
 - **5** Life Skills Education Events
 - **4** Fatherhood Support Sessions
 - **2** Community Engagement Events
- **85** families received parenting education services.
- **197** fathers/father figures engaged in family goal setting.



EIGHTCAP, Inc. 0-5 HEAD START 2022-23 Annual Report

Health & Wellness



Additional Information

- Participation in the Child and Adult Care Food Program (CACFP) allowed for the provision of the following meals:
 - **49,393** Breakfasts;
 - **61,730** Lunches; and
 - **48,697** Snacks.
- **79** participants were served by the Mental Health Coordinator (HS) or Mental Health Consultant (EHS).

EIGHTCAP, Inc. 0-5 HEAD START 2022-23 Annual Report

Funding Received & Monitoring

Funding Received (Fiscal Year 10/1/22 – 9/30/23)						
	HS/EHS Annual Grant		HS/EHS ARP Grant		Total Funding	
U.S. Department of Health & Human Services						
- Head Start Program Operations	\$7,683,196	65.9%	\$559,554	89.2%	\$8,239,750	67.1%
- Head Start Training & Technical Assistance	\$73,774	0.6%	\$0	0.0%	\$73,774	0.6%
- Early Head Start Program Operations	\$3,250,807	27.9%	\$67,640	10.8%	\$3,318,447	27.0%
- Early Head Start Training & Technical Assistance	\$75,820	0.7%	\$0	0.0%	\$75,820	0.6%
- Head Start/Early Head Start Program Income	\$3,456	0.03%	\$0	0.0%	\$3,456	0.0%
Total Funds Received U.S. DHHS	\$11,087,053	95.1%	\$624,194	100.0%	\$11,711,247	95.3%
U.S. Department of Agriculture - CACFP	\$436,616	3.7%	\$0	0.0%	\$436,616	3.6%
Michigan Department of Education - GSRP	\$136,898	1.2%	\$0	0.0%	\$136,898	1.1%
Total Funds Received (10/1/22 - 9/30/23)	\$11,660,567	100%	\$624,194	100%	\$12,284,761	100%
Head Start/Early Head Start Non-Federal Match						
- Donated Services & Materials	\$2,143,393		\$0		\$2,143,393	

Office of Head Start Monitoring Review (3/21/22 – 3/25/22)

The Office of Head Start conducted a Focus Area Two (FA2) review in March 2022. The HS/EHS program was found to be in compliance with all Federal requirements as outlined in the Head Start Program Performance Standards and the Head Start Act. Additionally, strengths were identified in several areas of the review including Program Management and Governance, Education and Child Development, Health Services, Family and Community Engagement, ERSEA, and Fiscal Infrastructure.

Independent Audit (Year Ending September 30, 2023)

An independent audit, completed by Rehmann Robson, for the year ending September 30, 2023, resulted in an unmodified opinion. This audit provides assurance that the financial statements are free of material misstatement and reviews the internal control over financial reporting for compliance with certain provisions of laws, regulations, contracts, and grant agreements. The annual Agency audit revealed solid administrative and fiscal management practices over financial statements and federal awards. No deficiencies or instances of noncompliance were found.

EIGHTCAP, Inc. 0-5 HEAD START 2022-23 Annual Report

Fiscal Year 2023 Budget

FY 2023 Budget (1/1/23 – 12/31/23)								
U.S. Department of Health & Human Services								
Head Start/Early Head Start	Budget Period (1/1/23 – 12/31/23)			Budget Period (4/1/21 – 3/31/23)			Total Funding	
	HS/EHS Annual Grant			HS/EHS CRRSA Grant		HS/EHS ARP Grant		
Personnel - Salaries & Wages	\$7,226,424	63.1%	\$0	0.0%	\$314,000	28.1%	\$7,540,424	58.7%
Fringe Benefits	\$2,556,693	22.3%	\$0	0.0%	\$120,576	10.8%	\$2,677,269	20.8%
Contracted Services	\$292,986	2.6%	\$0	0.0%	\$0	0.00%	\$292,986	2.3%
Occupancy/Telephone & Internet	\$561,023	4.9%	\$108,400	38.5%	\$200,000	17.9%	\$869,423	6.8%
Supplies	\$183,500	1.6%	\$26,446	9.4%	\$121,474	10.9%	\$331,420	2.6%
Equipment	\$0	0.00%	\$146,560	52.1%	\$313,878	28.1%	\$460,438	3.6%
Travel	\$431,193	3.8%	\$0	0.0%	\$0	0.00%	\$431,193	3.4%
Staff Development	\$57,609	0.5%	\$0	0.0%	\$0	0.00%	\$57,609	0.4%
Other	\$141,800	1.2%	\$0	0.0%	\$48,800	4.4%	\$190,600	1.5%
Total Expenditures	\$11,451,228	100%	\$281,406	100%	\$1,118,728	100%	\$12,569,956	100%
Head Start/Early Head Start Non-Federal Match	\$0		\$0		\$0		\$0	

Acronyms

- ARP:** American Rescue Plan (COVID-19 Funding)
- CACFP:** Child and Adult Care Food Program
- CRRSA:** Coronavirus Response and Relief Supplemental Appropriations Act (Covid-19 Funding)
- GSRP:** Great Start Readiness Program

